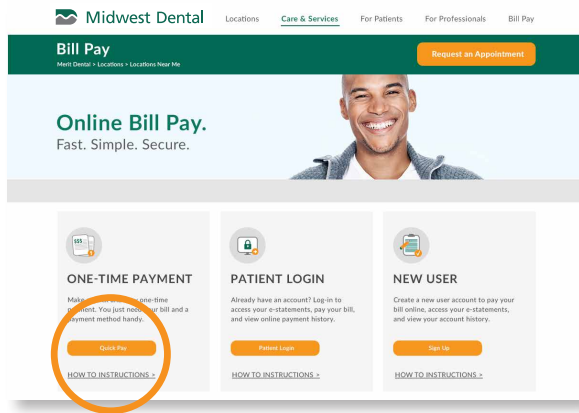
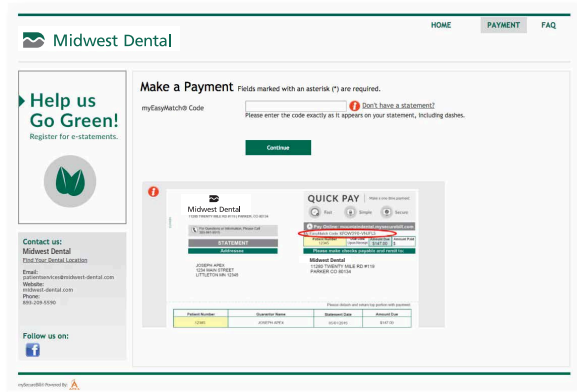


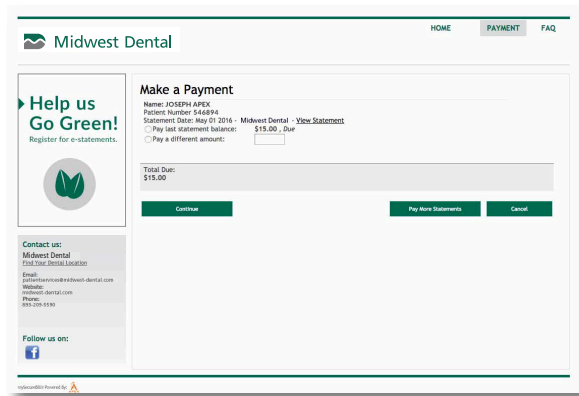
HOW TO MAKE A ONE-TIME ONLINE PAYMENT



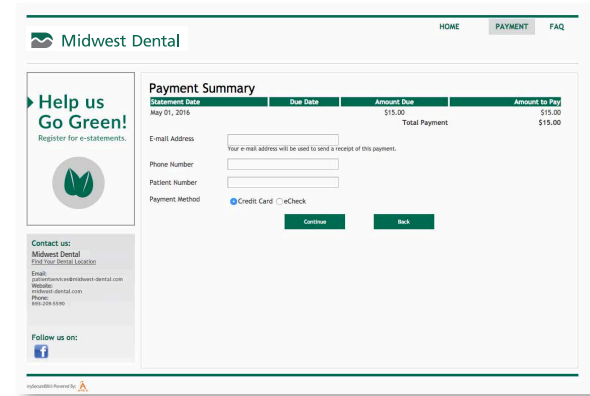
1 Click the **Quick Pay** button on the midwest-dental.com/billpay website under the One-Time Payment section.



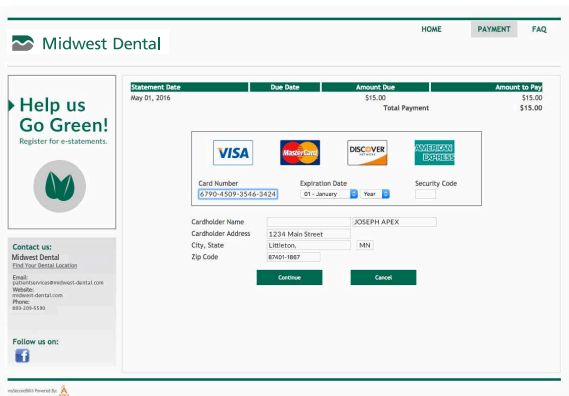
2 Enter your myEasyMatch code found on your statement and click **Continue**.



3 Select to pay the last statement balance or pay a different amount and click **Continue**.



4 Enter your email address to receive a receipt of the payment and fill in the remaining phone number and patient number fields and select method of payment (Credit Card or eCheck) and click **Continue**.



5 Enter your payment information and click **Continue** to process your payment. You will receive a receipt to your email confirming payment. All payments will be processed within 3-5 business days.